



Joint Budget Meeting

Nov 3, 2015

Where to Find the Information



Westerly Public Schools

Westerly, Rhode Island; Washington County, USA
westerly.k12.ri.us



"TO CREATE AN INSPIRING,
CHALLENGING, AND SUPPORTIVE
ENVIRONMENT..."



*Fiscal Year
July 2015 – June 2016*

*School Committee Approved Budget
Adopted June 17, 2015*



MOVING FORWARD TOGETHER

Westerly Public Schools
2014 Annual Report



Our mission: To create an inspiring, challenging, and supportive environment where students are encouraged and assisted in reaching their highest potential.



District Demographics

Student Information

Westerly Public Schools

- ❑ Free and Reduced - 37%+ (1100)
- ❑ Special Education - 509
- ❑ ELL - 62
- ❑ 504 Plans - 75
- ❑ PLPs/PMPs - 272/277
- ❑ Home Schooled - 69
- ❑ Out of District Tuition - 91

Demographic Challenges

A Portion of Rationale for
Staffing and Resources

Westerly is Highest in Washington
County (WCC)

- ❑ Free and Reduced Lunch
- ❑ Lowest Median Family Income
- ❑ WIC
- ❑ SNAP
- ❑ Under 18 visits to ER
- ❑ Mental Health needs
- ❑ Single Parent Homes
- ❑ Homeless
- ❑ Home Emergency Assistance
- ❑ Highest Domestic Violence
- ❑ Highest Recorded Child Abuse

Needs of Students

Sample Case Studies



Special Education



A student moves into district with an IEP that requires one on one adult support throughout their day **\$52,000**



IEP that requires them to attend a specialized therapeutic school **\$35,000-\$117,000** (plus transportation costs)



IEP sign language interpreter **\$91,000**



An evaluation is conducted by an outside evaluator (ie: clinical psychologist, audiologist, assistive technology specialist, occupational therapist, physical therapist) up to **\$2,900** each.



Evaluation returns with recommended technology up to **\$9,000**.



Due to the frequency of medical services needed by students a full time substitute RN is needed in addition to the full time school nurse teacher **\$32,000**



504

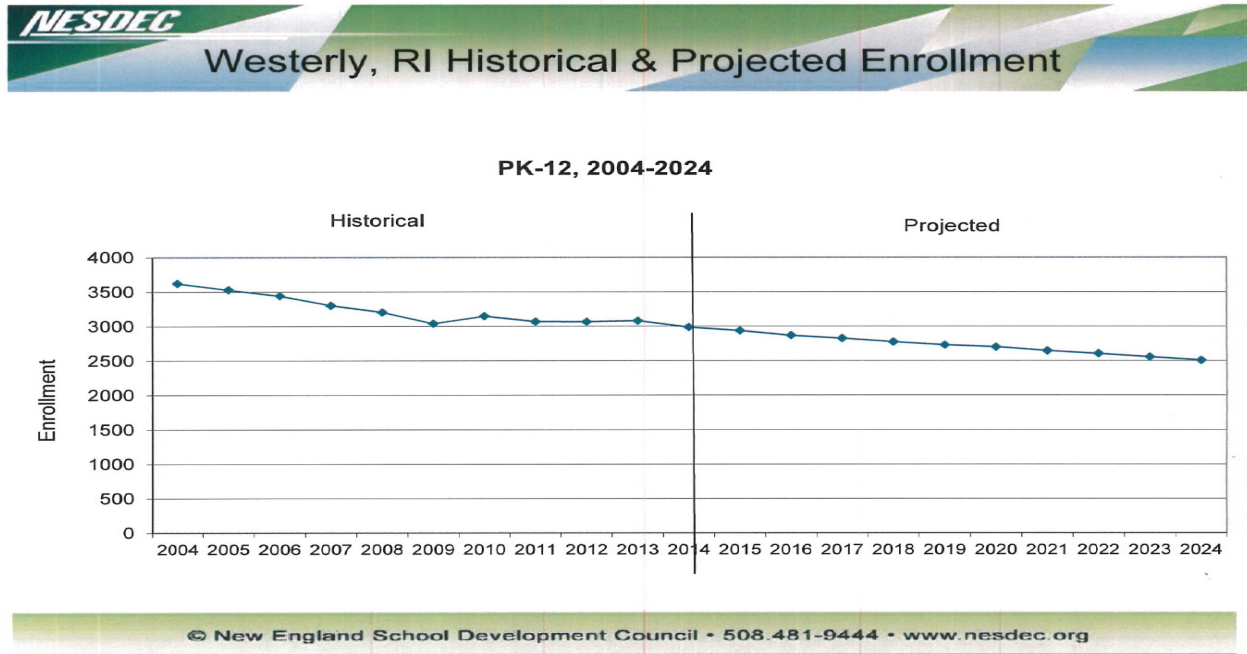


Literacy Plans/Math Plans



ELL

Enrollment Projections: Handout #1 (also Pg 10 Budget Book)



Why Staffing Does not follow Student Population Changes

It is not a one to one correlation

- ❑ The Classroom Scenario
- ❑ The Legal Obligation Scenario
- ❑ The Educational Standard Scenario
- ❑ The Community Standard Scenario

Demographically Similar Communities

Handout #2

Cranston

East Providence

Johnston

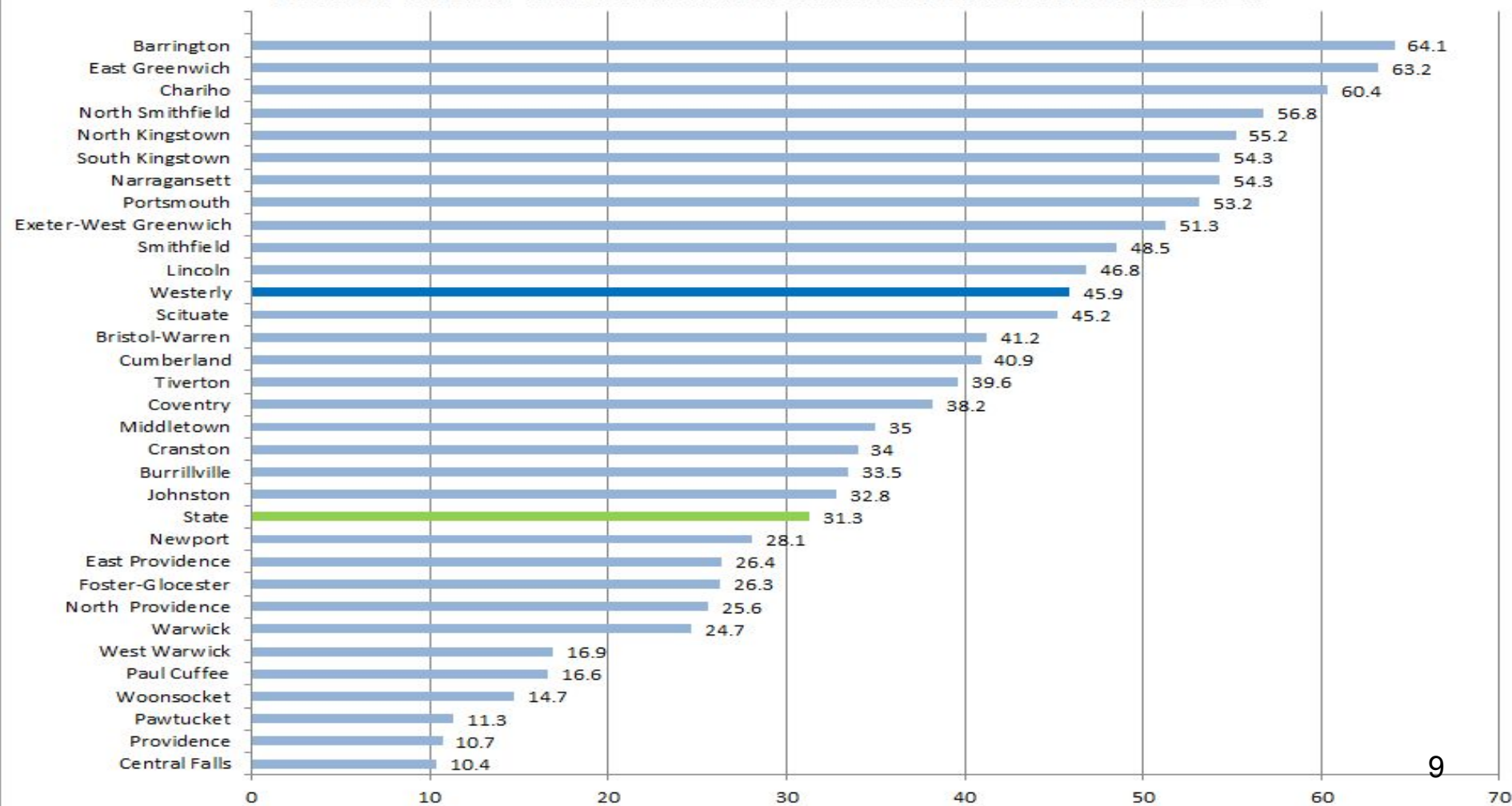
Newport

North Providence

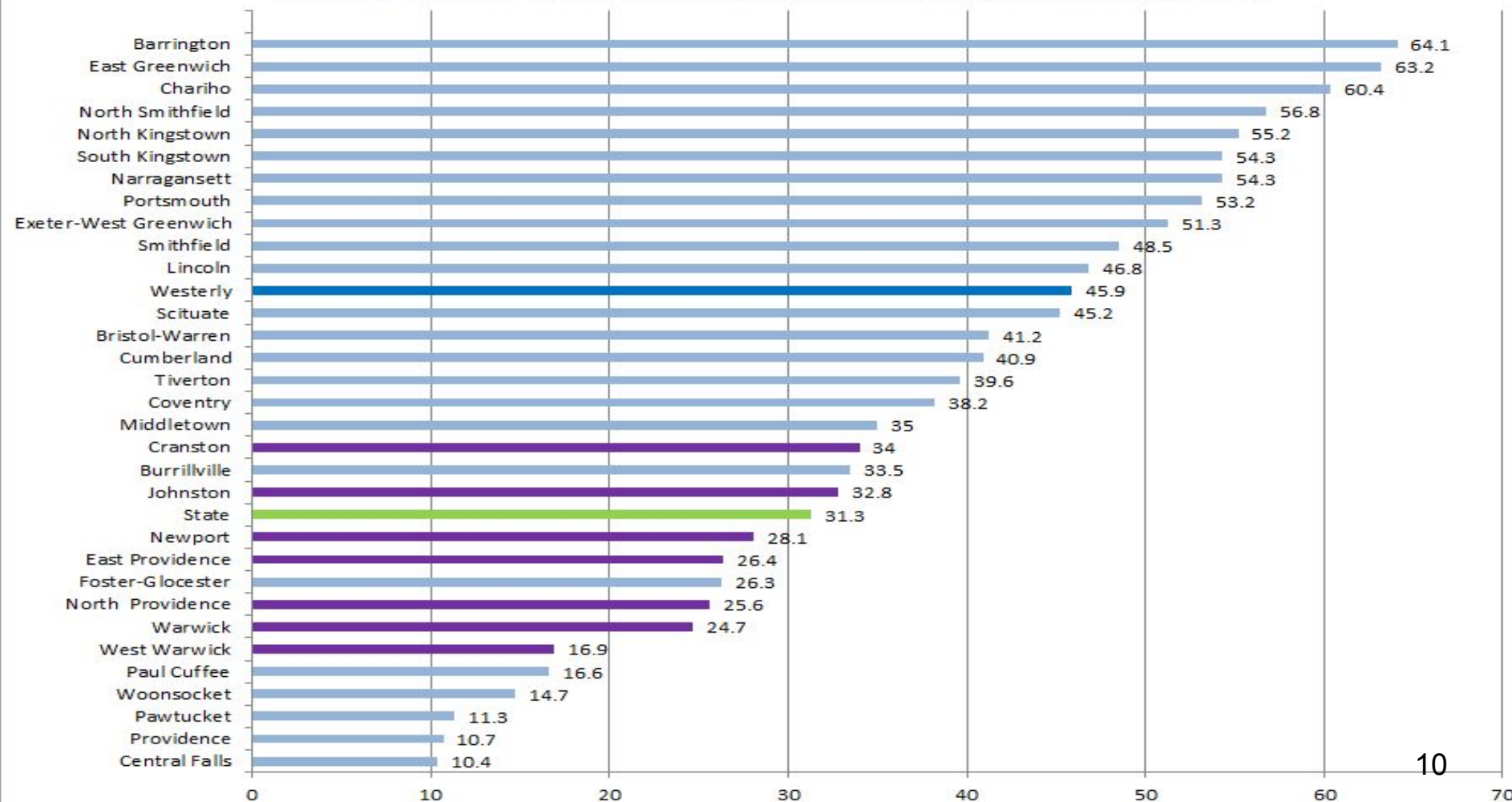
Warwick

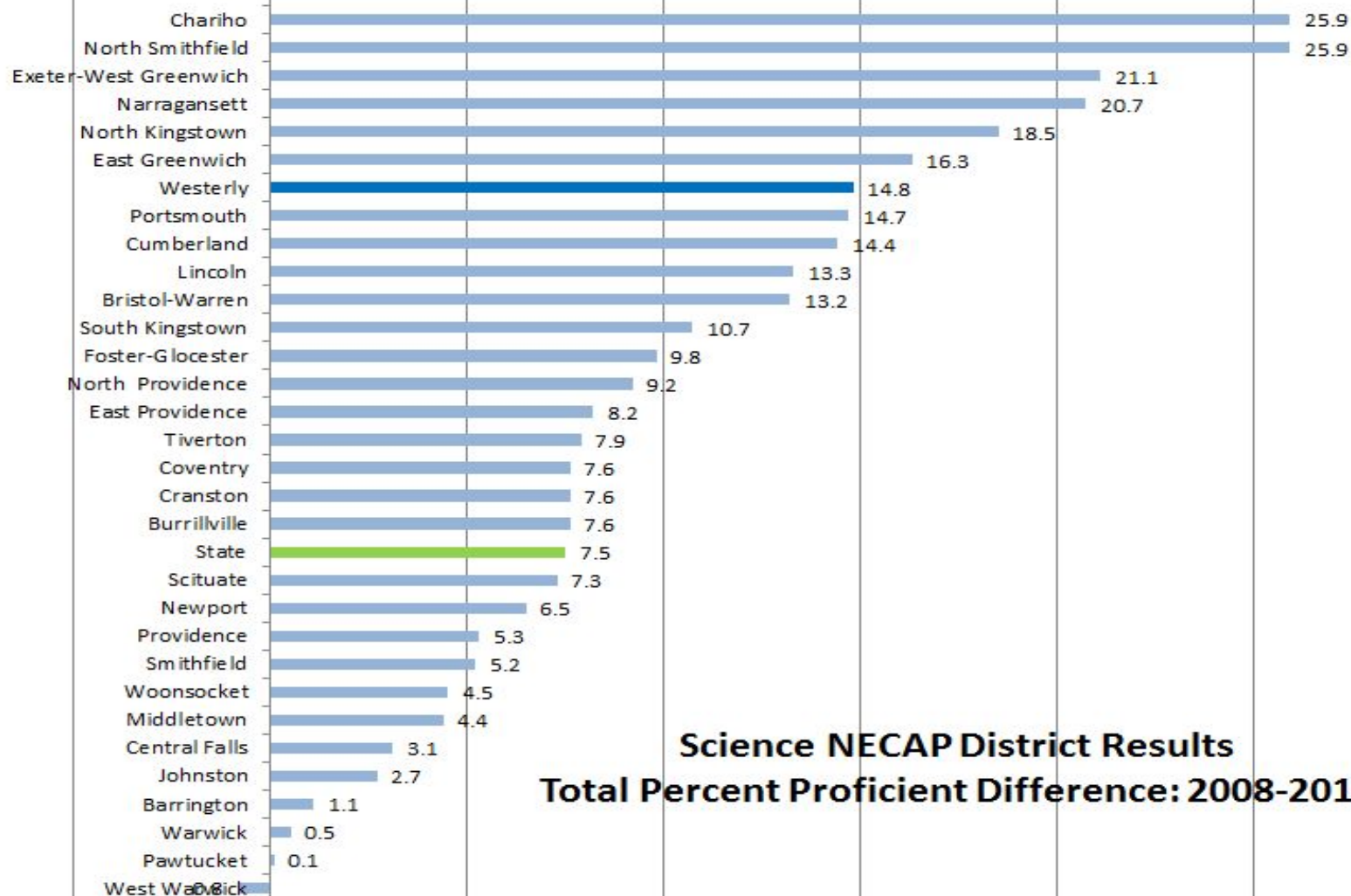
West Warwick

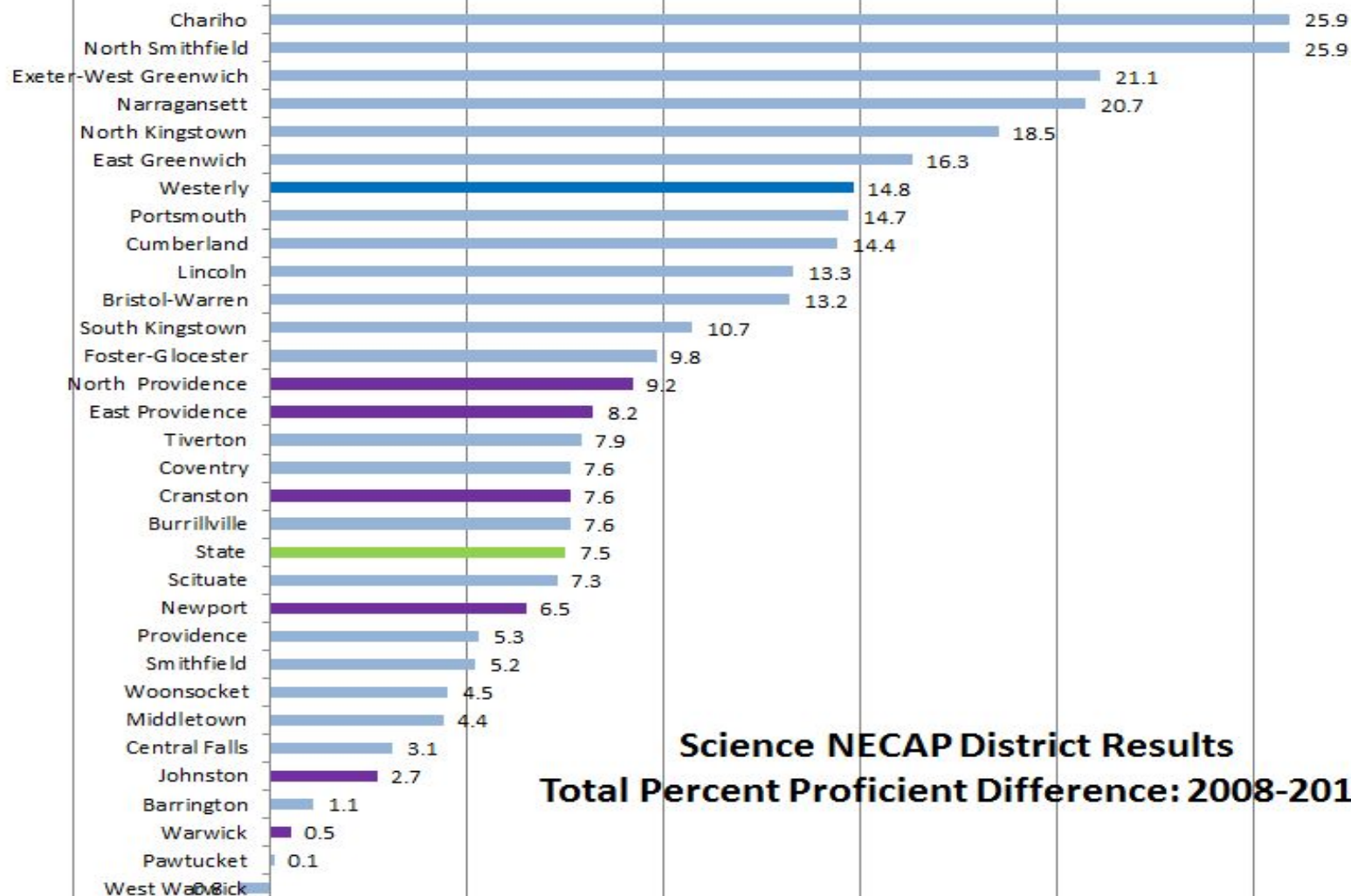
Science NECAP District Results Total Percent Proficient 2015



Science NECAP District Results Total Percent Proficient 2015







Science NECAP District Results
Total Percent Proficient Difference: 2008-2014

Graduation Rate

Graduation Rate: 91%+

Data found in FY 16 Budget Book Page 36

2013-2014 data

Cranston: 85%

East Providence: 77%

Johnston: 83%

Newport: 76%

North Providence: 92%

Warwick: 74%

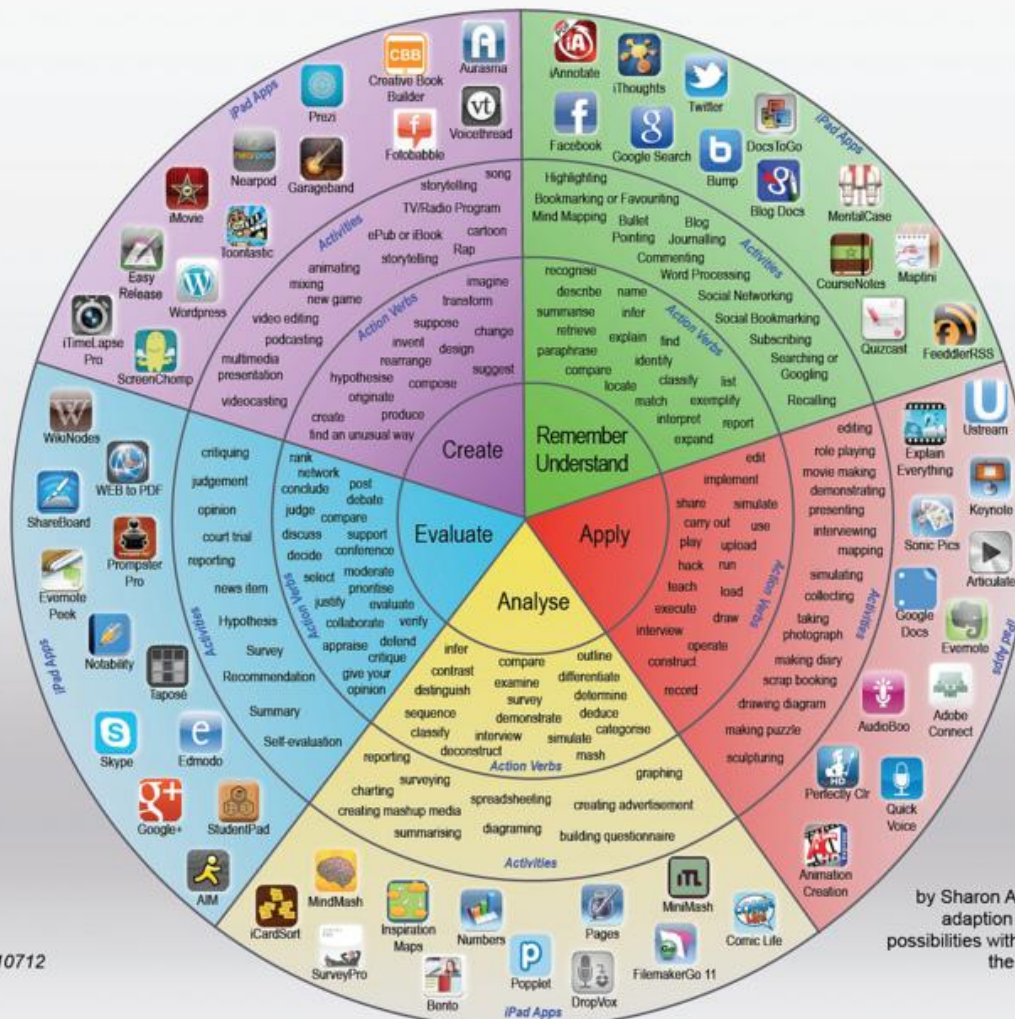
West Warwick: 75%

The Padagogy Wheel

Developed by
Allan Carrington
University of Adelaide

Standing on the Shoulders of Giants

This Taxonomy wheel was first discovered on the website of Paul Hopkin's educational consultancy website mmiweb.org.uk. That wheel was produced by Sharon Artley and was an adaption of Kathwohl and Anderson's (2001) adaption of Bloom (1956). The idea to further adapt it for the pedagogy possibilities with mobile devices, in particular the iPad, I have to acknowledge the creative work of Kathy Schrock on her website [Bloomin Apps](http://BloominApps.com).




District Achievements 2010-2015

- ❑ High School out of Warning to Commended
- ❑ US News and World Report - Bronze Medal
- ❑ Percent graduates going to College
- ❑ Bright Stars Rating (4 Stars - best in area)
- ❑ Audit on Time- No Findings
- ❑ Submitted for National Recognition - GFOA and ASBO
- ❑ Food Service: Healthier US School Challenge: Bronze
- ❑ Statewide Recognition for our Community Report
- ❑ Westerly Education Endowment Fund
- ❑ National Recognition by Associated Press (AP) for Parent Outreach
- ❑ Multiple Individual and Team Student National, State and Local Awards

Planning for FY 17

Basic Budgetary Conditions



Statutory and Legal Obligations

- ❑ FAPE: Free and Appropriate Public Education
- ❑ FERPA: Family Educational Rights and Privacy Acts
- ❑ OCR: Office of Civil Rights
- ❑ ADA: American with Disabilities Act
- ❑ IDEA: Individuals with Disabilities Act
- ❑ ESEA: Elementary and Secondary Act (NCLB)
- ❑ Title I-IV: Poverty, Literacy, ESL,...
- ❑ Title IX: Anti-discrimination
- ❑ RI: Title 16: Full Care and Control
 - ❑ Maintenance of Effort
- ❑ PL 100-77: McKinney-Vento Act: Homeless Assistance
- ❑ RI: Council of Elementary and Secondary Education: Basic Education Program Regulations (BEP)
- ❑ RIDE Strategic Plan
- ❑ RI Safe Schools Act: Title 16: Chapter 16-21
 - ❑ Anti-bullying
 - ❑ Health education
 - ❑ Nutrition education
 - ❑ Injury and violence prevention education
- ❑ General Assembly
 - ❑ Financial Literacy
 - ❑ Drivers Ed
- ❑ Audit: GASB 68
- ❑ Town Charter
- ❑ School Committee Policies

Determining Priorities

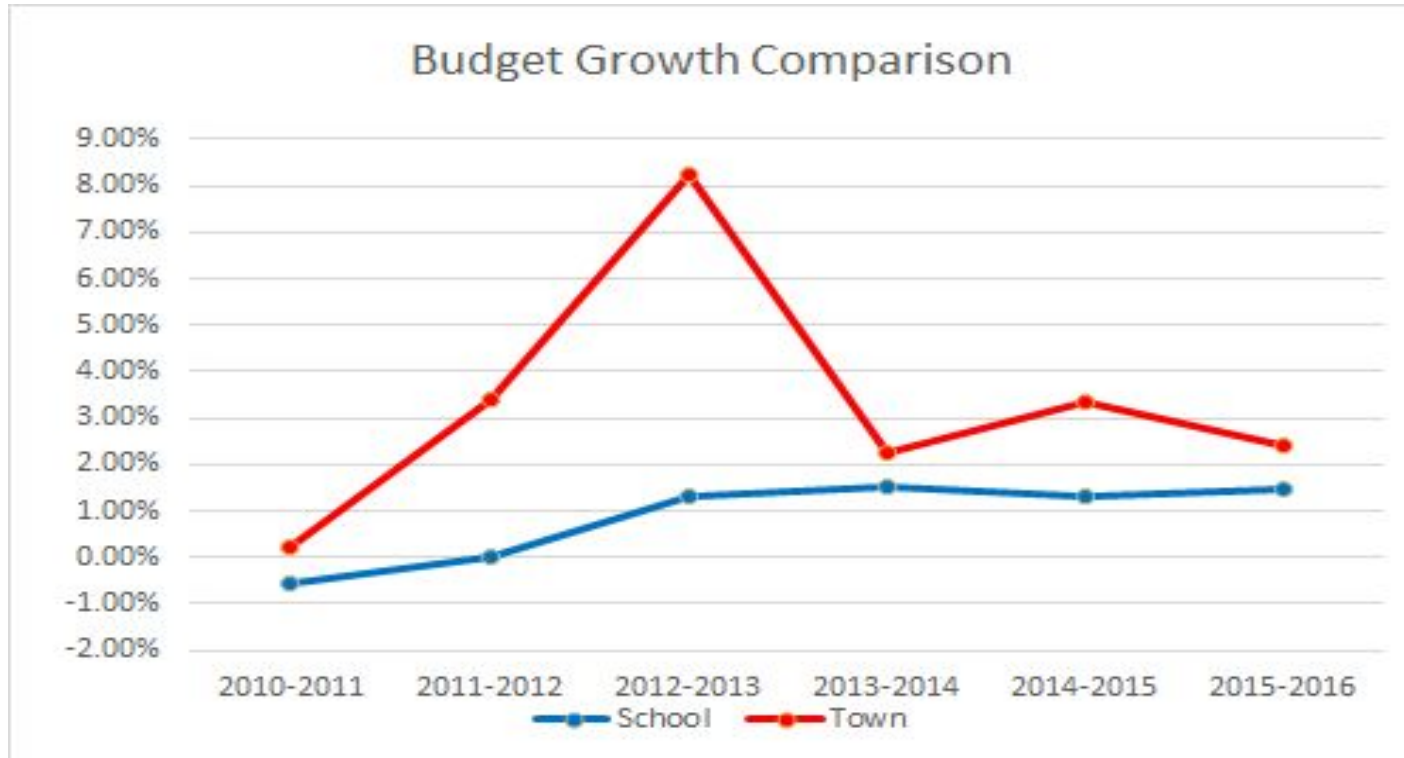
The Process

- ❑ Purpose: Students and Families
- ❑ Setting Priorities
 - ❑ Community Standards
 - ❑ 21st Century Shifts
 - ❑ Governor Priorities
 - ❑ RIDE Priorities
 - ❑ Local Priorities
 - ❑ Community Members
 - ❑ Educators
 - ❑ Leaders
 - ❑ Calendar of Expectations
 - ❑ Cooperation and Collaboration

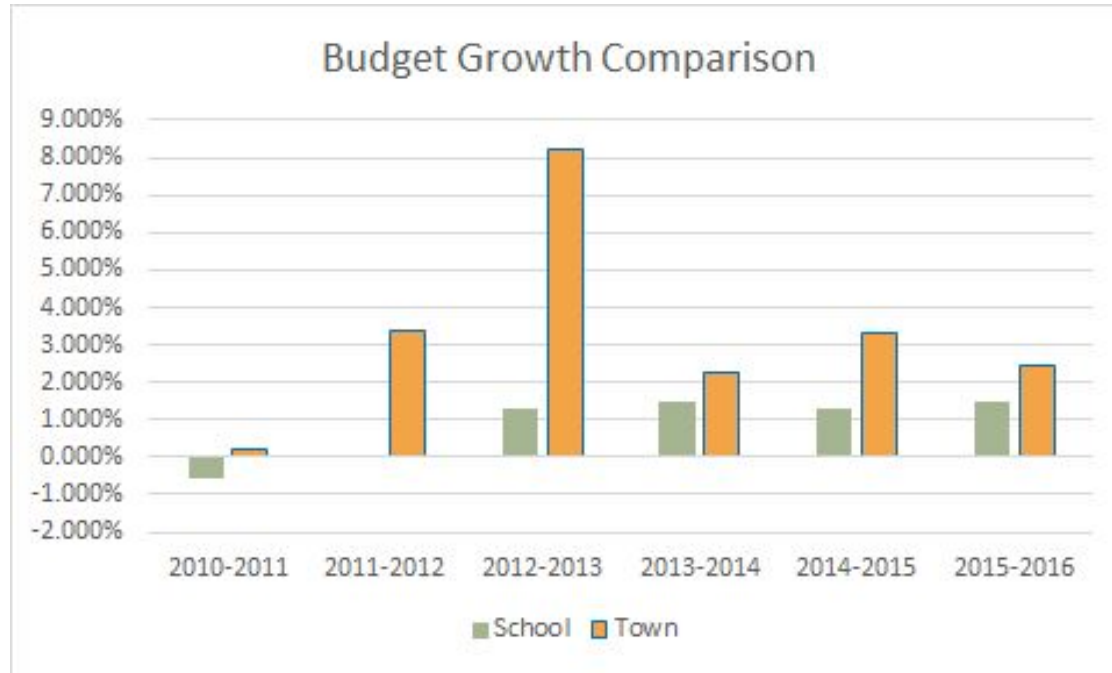
What we will be looking at....

- ❑ Programming
 - ❑ Legal Requirements
 - ❑ 21st Century Requirements
 - ❑ Instruction
 - ❑ Curriculum
- ❑ Staffing
 - ❑ Teachers
 - ❑ Support Staff
 - ❑ Administrators
- ❑ Roll Over costs
 - ❑ Fuel
 - ❑ Utilities
 - ❑ Maintenance of Effort
 - ❑ Contractual Obligations
- ❑ Ongoing Projects
 - ❑ Redesign
 - ❑ Bus Garage
- ❑ Human Resources
 - ❑ Adult 504
 - ❑ New regulations
- ❑ Finance
 - ❑ GASB #68
 - ❑ UCOA
 - ❑ New regulation
- ❑ Technology
- ❑ Maintenance
- ❑ Food Services
- ❑ Transportation

% Increase of School Budget in comparison to Town Budget: Handout #3



% Increase of School Budget comparison to Town Budget Handout #3



Additional District Information

Everything you need to know about School Redesign

<http://westerly.k12.ri.us/modules/cms/pages.phtml?&pageid=311736&jli=t&>

2015-2016 Approved Budget

http://finance.westerlyps.schoolfusion.us/modules/locker/files/get_group_file.phtml?gid=992194&fid=28644667&sessionid=82e4b9eff17b224808c0b58da74f9387

Council for Elementary and Secondary Education Basic Education Program Regulations

http://infoworks.ride.ri.gov/files/pages/shared/BEP_FINAL_070110.pdf



Open?

